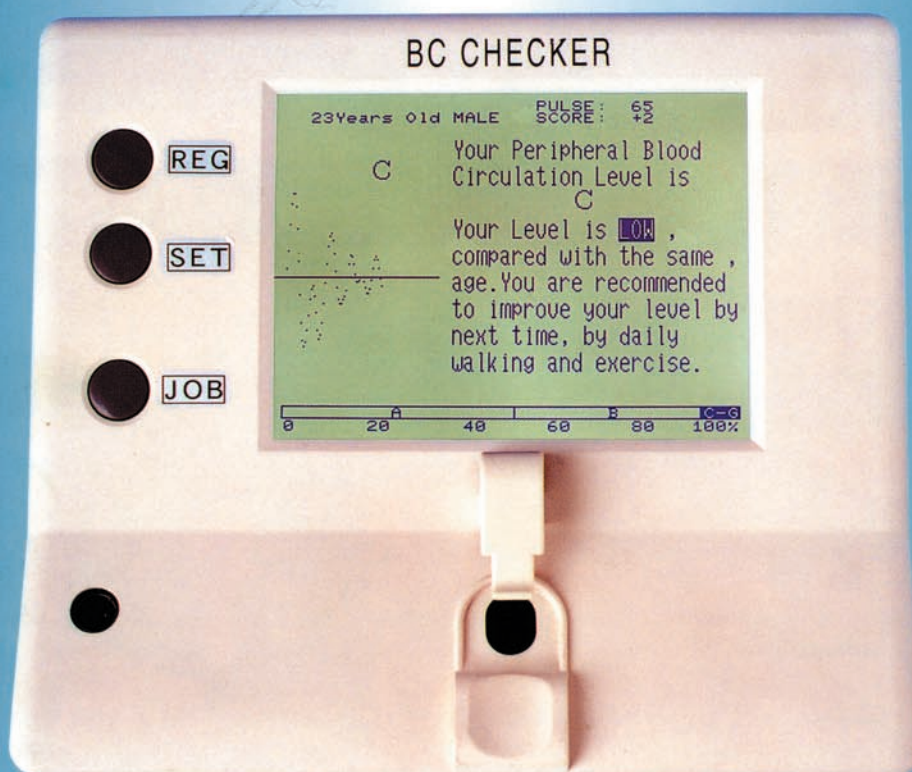


We can check your vascular age !

BC Checker

BLOOD CIRCULATION CHECKER

APG gauge system



Future Wave ,Inc.

*You can check the condition of your health by **BC Checker**.
All you have to do is to put your fingertip on the red point of **BC checker**.*

It's very easy and safe.....

the feature

Using **BC Checker**, approved as a formal medical instrument (No.13BZ2812) by the Ministry of Health and Welfare which is Japanese FDA, you can estimate your condition of blood circulation in a peripheral blood vessel or your vascular age.

the example for using

You can use **BC checker** on various scenes.

(1) public health center

(prevention of arteriosclerosis)



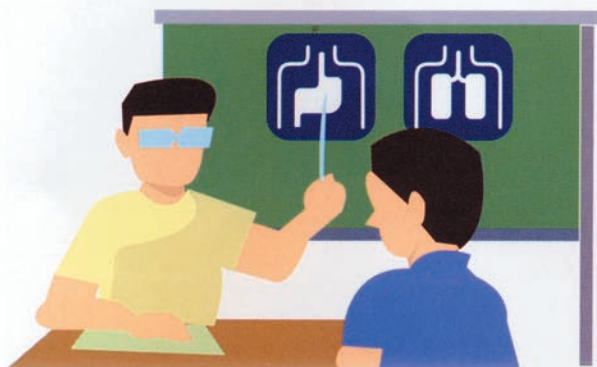
(2) fitness club

(alternative sphygmomanometer)



(3) hospital and clinic

(checking effect of dosing for diabetes and so on)



(4) Sales promotion for health foods


(Can you sell your products without demonstration of their effect ?)



BC Checker is very popular in Japan.

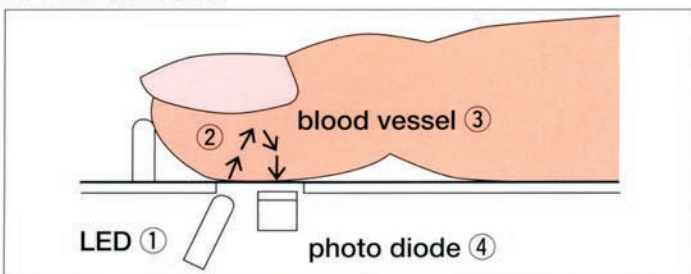
This new health checking tool is given much publicity by many Japanese media ; TV, newspapers and magazines.....

the option



the construction

cross section



- (1) Infrared rays which is emitted by the LED① penetrate the fingertip② and reach the peripheral blood vessel③ in our body.
- (2) Some of the infrared rays is reflected, the other is absorbed by our body. The amplitude of the blood vessel③ influences an amount of the reflective rays.
- (3) The reflective rays is caught by the photo diode④ and transformed to digital signals.



- (4) The MPU in **BC Checker** differentiates twice the amplitude of the digital signals. We get our accelerated plethysmogram (APG⑤) in this way.
- (5) The MPU in **BC Checker** selects the same pulse pattern of our APG among twenty-two pulse patterns and estimates the condition of our health for our age.
- (6) Many medical doctors have studied APG as index of health condition since twenty years ago in Japan.

BC Checker is your partner to keep your health.
It takes twenty seconds to gauge yourself.
Moreover, it's small, light, portable...

the operation

(1) the registration of your age and sex

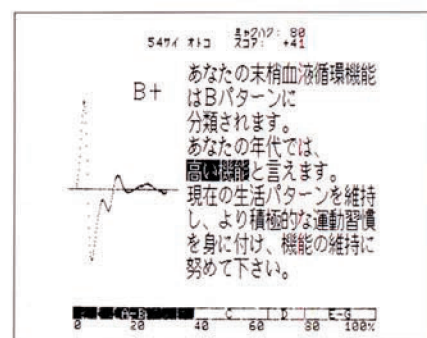
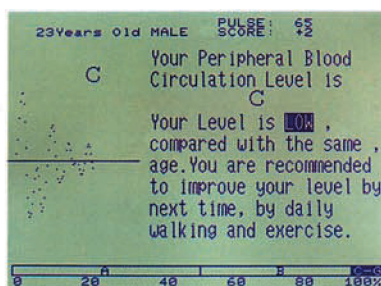
Our APG change as we grow older. If you need the comment about your APG, you must input the information of your age and sex into **BC Checker** before you start the gauge. Without such a information you can get only your APG, but no comment.

(2) the start to gauge

Before you use **BC Checker**, you should be relax and sit at a desk. First, you should put your fingertip on the red point of it and put your elbow on the desk. Second, you or someone should push the "JOB" button on it. Third, it will start to work. It takes about twenty seconds to gauge yourself.

(3) the display and the sheet

When you finish the gauge, you get a display on LCD and a sheet by exclusive printer.



the specification

(1) sensor

The optical sensor system contains photo diode and LED.

(2) manipulation

power switch : seasow switch

REG, SELECT, JOB switch : push button switch

(3) display

STN-LCD with back light

240×440dot

(4) power source

exclusive AC adaptor

input AC90~115V, 50/60Hz

output DC12V, 300mA

(5) electric current

less than 70mA

(6) environment

temperature 25°C±10°C

humidity less than 90%

(7) scale

218W×187D×55H

(8) weight

substance 860g

AC adaptor 260g